

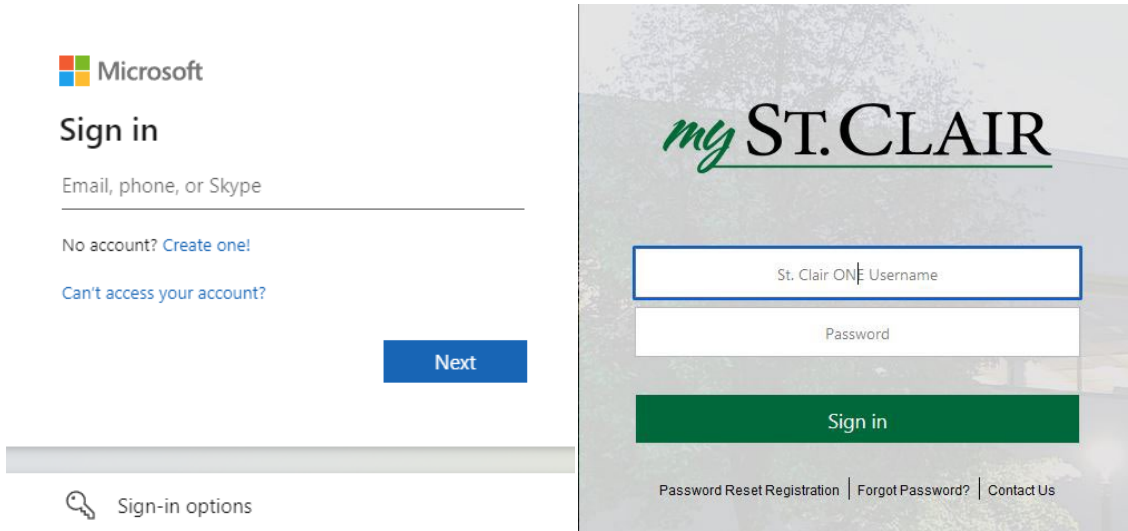
# St. Clair College Online T4A

On the St. Clair home page click on the MYST.CLAIR Portal.



## St. Clair College Online T4A

This will open the login screen to My St. Clair. Enter your login credentials and password.




The image shows two side-by-side screenshots of login interfaces. The left screenshot is the Microsoft sign-in page, featuring the Microsoft logo, the text "Sign in", a text input field for "Email, phone, or Skype", and links for "No account? Create one!" and "Can't access your account?". A blue "Next" button is positioned to the right of the input field. Below the input field is a horizontal line and a "Sign-in options" link with a key icon. The right screenshot is the "my ST. CLAIR" login page. It features the "my ST. CLAIR" logo at the top. Below the logo are two text input fields: the first is labeled "St. Clair ONE Username" and the second is labeled "Password". A green "Sign in" button is located below the password field. At the bottom of the page, there are links for "Password Reset Registration", "Forgot Password?", and "Contact Us".




## St. Clair College Online T4A

The MySt. Clair tile page will appear. Find and click on the SIS tile.



## St. Clair College Online T4A

This will open the St. Clair SIS login page. Enter your login credentials and password, should be the same as the previous screen.



# ST. CLAIR

C O L L E G E

### Student Information System

User ID


Password

**Confidentiality Information**

This system is the confidential and proprietary information of St. Clair College; it is not to be copied, reproduced, or transmitted in any form, by any means, in whole or in part, nor is it to be used for any purpose other than that for which it is expressly provided without the written permission of St. Clair College.

**Sign In**

Enable Screen Reader Mode



## St. Clair College Online T4A

Click on Main Menu > Self Service > Payroll and Compensation > View T4/T4A Slips



View T4/T4A Slips

Tax Year	Company	Province	Wage Loss Plan	Tax Form ID	Sequence	Year End Slip	Filing Instructions
2022	SCC		001	T4A Slip	0	Year End Slip	Filing Instructions

Our records indicate that you have not consented to access T4/T4A slips via Self-Service.

This will open up the T4A page .Click on the Year End Slip to view T4A Slip and Click on Filing Instructions to review the Instructions.



# St. Clair College Online T4A

Clicking on a Year End Slip will open up the T4A pdf file .

Payer's name - Nom du payeur ST. CLAIR COLLEGE AA&T SOUTH CAMPUS WINDSOR, ON N9A 6S4		Canada Revenue Agency / Agence du revenu du Canada Year / Année: 2022	<b>T4A</b> Statement of Pension, Retirement, Annuity, and Other Income État du revenu de pension, de retraite, de rente ou d'autres sources
061 Payer's program account number / Numéro de compte de programme du payeur		Pension or superannuation - line 11500 / Prestations de retraite ou autres pensions - ligne 11500 016	Income tax deducted - line 43700 / Impôt sur le revenu retenu - ligne 43700 022
Social insurance number / Numéro d'assurance sociale 012	Recipient's program account number / Numéro de compte de programme du bénéficiaire 013	Lump-sum payments - line 13000 / Paiements forfaitaires - ligne 13000 018	Self-employed commissions / Commissions d'un travail indépendant 020
Recipient's name and address - Nom et adresse du bénéficiaire		Annuities / Rentes 024	Fees for services / Honoraires ou autres sommes pour services rendus 048
		Other information (see page 2) / Autres renseignements (voir à la page 2)	
Box - Case / Amount - Montant [ ] [ ]	Box - Case / Amount - Montant [ ] [ ]	Box - Case / Amount - Montant [ ] [ ]	Box - Case / Amount - Montant [ ] [ ]
Box - Case / Amount - Montant [ ] [ ]	Box - Case / Amount - Montant [ ] [ ]	Box - Case / Amount - Montant [ ] [ ]	Box - Case / Amount - Montant [ ] [ ]

T4A (22) Protected B when completed / Protégé B une fois rempli

