




Time To Clear Your Cache

Following the recent People Tools upgrade by IT Systems group, we kindly request all users to clear their browser cookies and cache. This will ensure a smoother and more efficient user experience across our platforms.

In Chrome

1. On your computer, open Chrome.
2. At the top right, click More .
3. Click More tools  Clear browsing data.
4. At the top, choose a time range. To delete everything, select All time.
5. Next to "Cookies and other site data" and "Cached images and files," check the boxes.
6. Click Clear data.

In FireFox

1. Click the menu button  and select Settings.
2. Select the Privacy & Security panel.
3. In the **Cookies and Site Data** section, click **Clear Data...**
4. With *Cookies and Site Data* and *Cached Web Content* check marked, click the **Clear** button.
5. Close the Settings page. Any changes you've made will automatically be saved.

In Edge

1. Click on the 3 horizontal dots in the top right of the toolbar
2. Go to **Settings > Privacy, Search and Services > Clear browsing data** section and click Choose what to clear button
3. Change the Time Range to "All Time"
4. Make sure all 4 items are check marked and click Clear Now